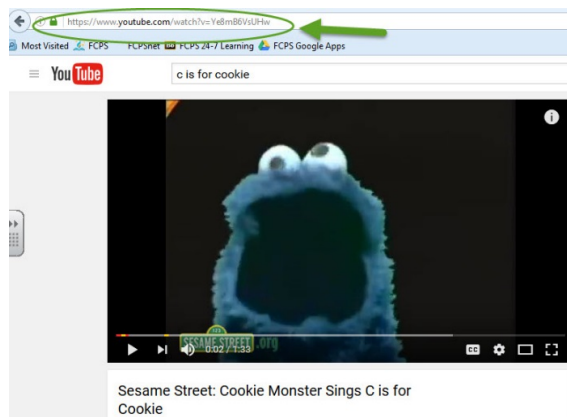
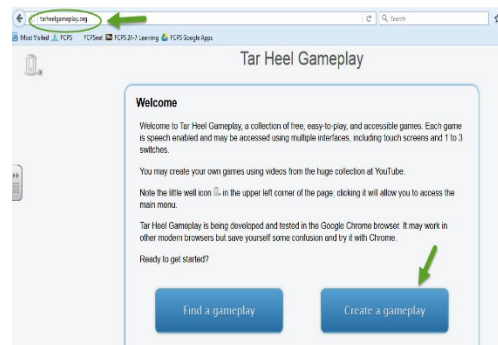


## How to Make a Basic Tar Heel Game Play Activity

1. Locate a video on YouTube and copy the URL.

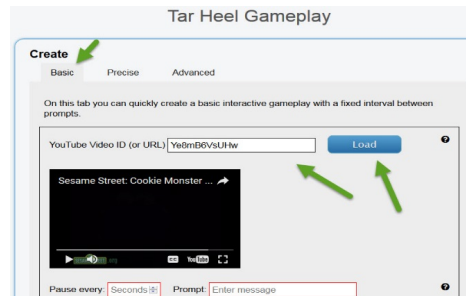


2. Go to [www.tarheelgameplay.org](http://www.tarheelgameplay.org) in **Chrome** or **Mozilla Firefox** (will not work in Internet Explorer). Click on create a gameplay.

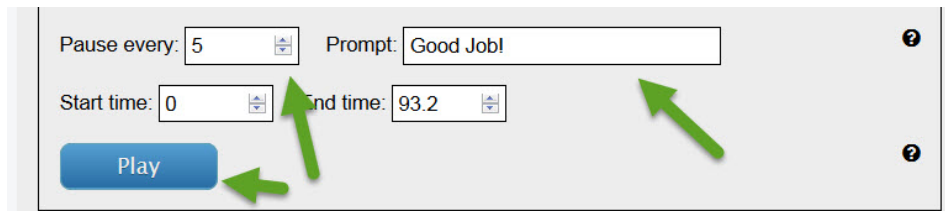


3. Click on the Basic tab.
4. Paste in your URL.

5. Click on Load.



6. Add a pause time (minimum 5 second)
7. Type in a prompt (keep going, good job, etc”)
8. Set time to start and stop if necessary.



9. Click Play

